



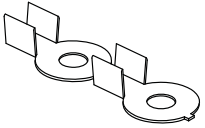
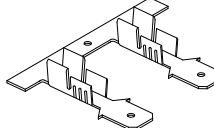
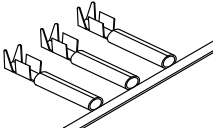
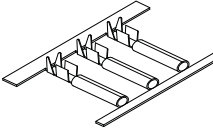
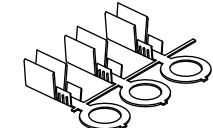



New Applicator Quotation & Order Form

Mechtrix Corporation • W147 N9461 Held Drive • Menomonee Falls, WI 53051
 (P) 262-255-6555 • (F) 262-255-2628 • sales@mechtrix.com

Customer Information

Company Name:	Contact Name:
Phone Number:	E-mail:

Terminal Information

Terminal Mfg:	Is the terminal inserted into a housing? <input type="checkbox"/> No <input type="checkbox"/> Yes, P/N	Seal or grommet to be applied? <input type="checkbox"/> No <input type="checkbox"/> Yes, P/N
Terminal P/N:		
Customer P/N:		
<input type="checkbox"/> End Feed 	<input type="checkbox"/> Side Feed-Front 	<input type="checkbox"/> Side Feed-Rear 
<input type="checkbox"/> SF-Front and Rear 	<input type="checkbox"/> Side Feed-Center 	<input type="checkbox"/> Other (Specify)
Terminal Feeding Direction (with operator facing the press) <input type="checkbox"/> Rear (End-to-end)  <input type="checkbox"/> Left-to-right		Terminal Crimp Barrel Style: <input type="checkbox"/> Open  <input type="checkbox"/> Closed 

Crimping Specifications

Crimp Form Style		Conductor Crimp <input type="checkbox"/> "F" Type <input type="checkbox"/> "O" Type		Insulation Crimp <input type="checkbox"/> "F" Type <input type="checkbox"/> "O" Type		Pull Test (minimum)
Wire Gage(s)	Insulation Diameter	Conductor Crimp Height	Conductor Crimp Width	Insulation Crimp Height	Insulation Crimp Width	
Number of wires crimped into terminal <input type="checkbox"/> Single <input type="checkbox"/> Double				Cross Section Analysis Required <input type="checkbox"/> Yes <input type="checkbox"/> No		




Samples Required to Design, Manufacture, Test and Qualify the Applicator

<input type="checkbox"/> Terminals (minimum of 2m in strip form)	Notes or Special Requests:
<input type="checkbox"/> Wire (50 pcs. of each stripped both ends)	
<input type="checkbox"/> Seals (25 pcs. of each)	
<input type="checkbox"/> Housings (2 pcs. of each)	

Crimping Press Information

Crimping Press Mfg:	Crimping Press Stroke: <input type="checkbox"/> 30mm <input type="checkbox"/> 40mm
Crimping Press Model:	Application: <input type="checkbox"/> Automatic <input type="checkbox"/> Bench
<input type="checkbox"/> Amp K-Press SF requires special base plate & Continuous Crimp Dials	<input type="checkbox"/> Stripper/Crimper

Applicator Information

Applicator Type: <input type="checkbox"/> Mechanical Feed <input type="checkbox"/> Air Feed	Feed Cam Configuration: <input type="checkbox"/> Pre-Feed (Bench-top Machine) <input type="checkbox"/> Post-Feed (Automatic Machine)
Terminal Carrier Strip Cut-off Configuration: <input type="checkbox"/> Carrier Strip Cut-off Inside Applicator  <input type="checkbox"/> None-Carrier Strip Cut-off by External Device 	Applicator Adjustment Style:  <input type="checkbox"/> Continuous Crimp Dial

Mechtrix Internal Use Only

Date Customer P.O. Received:	Mechtrix Applicator Number:
Date Customer Samples Received:	Mechtrix P.O. Number:
Date Production Order Sent:	Mechtrix Quote Number: